


INFORME EJECUCION DE INGRESOS - SECTOR DESCENTRALIZADO


CONTRALORIA GENERAL DE ANTIOQUIA
 Unidad de Contabilidad Presupuestal y del Tesoro
 I.E. REPUBLICA DE URUGUAY

Hoja No 1 de 1
 Fecha: 12/06/2021
 Mes Reportado: Mayo
 Vigencia Fiscal:

| NIVEL | DESCRIPCION | PRESUPUESTO INICIAL | MODIFICACIONES | | | | PRESUPUESTO DEFINITIVO | RECAUDOS ACUMULADOS | SALDO | % EJECUCION |
|----------------------|--|---------------------|----------------|-------------|----------|-----------------|------------------------|---------------------|------------|-------------|
| | | | ADICIONES | REDUCCIONES | CREDITOS | CONTRA CREDITOS | | | | |
| 05 | CASTILLA | 123,300,546 | 60,124,635 | | | | 183,425,181 | 169,604,063 | 13,821,118 | 92.46% |
| 05920 | 920 | 123,300,546 | 60,124,635 | | | | 183,425,181 | 169,604,063 | 13,821,118 | 92.46% |
| 059200514 | ALFONSO LOPEZ | 123,300,546 | 60,124,635 | | | | 183,425,181 | 169,604,063 | 13,821,118 | 92.46% |
| 05920051410500100549 | INSTITUCION EDUCATIVA REPUBLI | 123,300,546 | 60,124,635 | | | | 183,425,181 | 169,604,063 | 13,821,118 | 92.46% |
| 05920051410500100549 | INGRESOS | 123,300,546 | 60,124,635 | | | | 183,425,181 | 169,604,063 | 13,821,118 | 92.46% |
| 05920051410500100549 | INGRESOS CORRIENTES | 123,252,446 | | | | | 123,252,446 | 109,455,230 | 13,797,216 | 88.81% |
| 05920051410500100549 | INGRESOS OPERACIONALES | 12,360,000 | | | | | 12,360,000 | 160,000 | 12,200,000 | 1.29% |
| 05920051410500100549 | Ingresos por Contrato de Concesión | 12,000,000 | | | | | 12,000,000 | | 12,000,000 | 0.00% |
| 05920051410500100549 | Certificados egresados por fuera del siste | 360,000 | | | | | 360,000 | 160,000 | 200,000 | 44.44% |
| 05920051410500100549 | INGRESOS SGP GRATUIDAD | 110,892,446 | | | | | 110,892,446 | 109,295,230 | 1,597,216 | 98.56% |
| 05920051410500100549 | Transferencias Nacionales SGP Gratuida | 110,892,446 | | | | | 110,892,446 | 109,295,230 | 1,597,216 | 98.56% |
| 05920051410500100549 | RECURSOS DE CAPITAL | 48,100 | 60,124,635 | | | | 60,172,735 | 60,148,833 | 23,902 | 99.96% |
| 05920051410500100549 | RECURSOS DEL BALANCE | | 60,124,635 | | | | 60,124,635 | 60,124,635 | | 100.00% |
| 05920051410500100549 | Otros Recursos del Balance recursos pro | | 11,397,158 | | | | 11,397,158 | 11,397,158 | | 100.00% |
| 05920051410500100549 | Otros Recursos del Balance SGP | | 48,727,477 | | | | 48,727,477 | 48,727,477 | | 100.00% |
| 05920051410500100549 | INGRESOS FINANCIEROS | 48,100 | | | | | 48,100 | 24,198 | 23,902 | 50.31% |
| 05920051410500100549 | Rendimientos de operaciones financiera: | 9,100 | | | | | 9,100 | 2,455 | 6,645 | 26.98% |
| 05920051410500100549 | Rendimientos de operaciones financiera: | 39,000 | | | | | 39,000 | 21,743 | 17,257 | 55.75% |





Simon Enrique Ibarquen Palacios
 RECTOR



JOHN FERNADO VILLEGAS MUÑOZ
 TESORERO

| RECURSOS ADMINISTRADOS <input checked="" type="checkbox"/> | | | RECURSOS DE LA NACIÓN <input type="checkbox"/> | | | | | | | | | | |
|--|----------------------------|---------------------|--|-----------|-------------|------------------------|-------------|--------------|------------|-------------------|--------------------|-------------------|---------|
| IDENTIFICACION PRESUPUESTAL | DESCRIPCIÓN | APROPIACION INICIAL | MODIFICACIONES | | | APROPIACION DEFINITIVA | COMPROMISOS | OBLIGACIONES | PAGOS | SALDO COMPROMISOS | SALDO OBLIGACIONES | SALDO APROPIACION | %EJEC |
| | | | TRASLADOS | | REDUCCIONES | | | | | | | | |
| | | | CREDITOS | CONTRACRE | | | | | | | | | |
| 05 | CASTILLA | 123,300,546 | | | 60,124,635 | 183,425,181 | 92,096,529 | 85,796,529 | 84,896,529 | 6,300,000 | 900,000 | 91,328,652 | 50.21% |
| 05920 | 920 | 123,300,546 | | | 60,124,635 | 183,425,181 | 92,096,529 | 85,796,529 | 84,896,529 | 6,300,000 | 900,000 | 91,328,652 | 50.21% |
| 059200514 | ALFONSO LOPEZ | 123,300,546 | | | 60,124,635 | 183,425,181 | 92,096,529 | 85,796,529 | 84,896,529 | 6,300,000 | 900,000 | 91,328,652 | 50.21% |
| 059200514105001005495 | INSTITUCION EDUCAT | 123,300,546 | | | 60,124,635 | 183,425,181 | 92,096,529 | 85,796,529 | 84,896,529 | 6,300,000 | 900,000 | 91,328,652 | 50.21% |
| 0592005141050010054952 | GASTOS | 123,300,546 | | | 60,124,635 | 183,425,181 | 92,096,529 | 85,796,529 | 84,896,529 | 6,300,000 | 900,000 | 91,328,652 | 50.21% |
| 05920051410500100549521 | GASTOS DE FUNCION | 70,269,100 | | | 29,667,678 | 99,936,778 | 54,059,202 | 47,759,202 | 46,859,202 | 6,300,000 | 900,000 | 45,877,576 | 54.09% |
| 05920051410500100549521 | GASTOS DE PERSONA | 15,700,000 | | | 100,000 | 15,800,000 | 10,800,000 | 4,500,000 | 3,600,000 | 6,300,000 | 900,000 | 5,000,000 | 68.35% |
| 05920051410500100549521 | Remuneración servicios t | 5,000,000 | | | | 5,000,000 | | | | | | 5,000,000 | 0.00% |
| 05920051410500100549521 | Prestación de servicios pr | 10,700,000 | | | 100,000 | 10,800,000 | 10,800,000 | 4,500,000 | 3,600,000 | 6,300,000 | 900,000 | | 100.00% |
| 05920051410500100549521 | GASTOS GENERALES | 54,569,100 | | | 29,567,678 | 84,136,778 | 43,259,202 | 43,259,202 | 43,259,202 | | | 40,877,576 | 51.42% |
| 05920051410500100549521 | Compra de Equipos | 2,369,100 | | | | 2,369,100 | | | | | | 2,369,100 | 0.00% |
| 05920051410500100549521 | Compra de Equipos | 8,000,000 | | | 18,170,520 | 26,170,520 | 18,129,428 | 18,129,428 | 18,129,428 | | | 8,041,092 | 69.27% |
| 05920051410500100549521 | Materiales y suministros | | | | 11,397,158 | 11,397,158 | | | | | | 11,397,158 | 0.00% |
| 05920051410500100549521 | Materiales y suministros | 35,200,000 | | | | 35,200,000 | 25,129,774 | 25,129,774 | 25,129,774 | | | 10,070,226 | 71.39% |
| 05920051410500100549521 | Impresos y publicaciones | 5,000,000 | | | | 5,000,000 | | | | | | 5,000,000 | 0.00% |
| 05920051410500100549521 | Comisión Bancaria | 2,000,000 | | | | 2,000,000 | | | | | | 2,000,000 | 0.00% |
| 05920051410500100549521 | Comisión Bancaria | 2,000,000 | | | | 2,000,000 | | | | | | 2,000,000 | 0.00% |
| 05920051410500100549522 | GASTOS DE INVERSIC | 53,031,446 | | | 30,456,957 | 83,488,403 | 38,037,327 | 38,037,327 | 38,037,327 | | | 45,451,076 | 45.56% |
| 05920051410500100549522 | PROYECTOS DE FORT | 27,000,000 | | | | 27,000,000 | | | | | | 27,000,000 | 0.00% |
| 05920051410500100549522 | Transporte Escolar | 2,000,000 | | | | 2,000,000 | | | | | | 2,000,000 | 0.00% |
| 05920051410500100549522 | Actividades pedagógicas, | 10,000,000 | | | | 10,000,000 | | | | | | 10,000,000 | 0.00% |
| 05920051410500100549522 | Dotacion institucional de | 5,000,000 | | | | 5,000,000 | | | | | | 5,000,000 | 0.00% |
| 05920051410500100549522 | Dotacion institucional de | 10,000,000 | | | | 10,000,000 | | | | | | 10,000,000 | 0.00% |
| 05920051410500100549522 | PROYECTOS DE INFR | 26,031,446 | | | 30,456,957 | 56,488,403 | 38,037,327 | 38,037,327 | 38,037,327 | | | 18,451,076 | 67.34% |
| 05920051410500100549522 | Mantenimiento de infraest | 3,000,000 | | | | 3,000,000 | | | | | | 3,000,000 | 0.00% |
| 05920051410500100549522 | Mantenimiento de infraest | 23,031,446 | | | 30,456,957 | 53,488,403 | 38,037,327 | 38,037,327 | 38,037,327 | | | 15,451,076 | 71.11% |


 Simon Enrique Ibarguen Palacios
 RECTOR


 JOHN FERNADO VILLEGAS MUÑOZ
 TESORERO